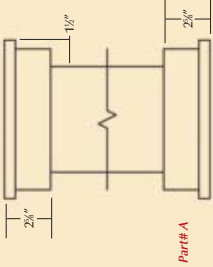
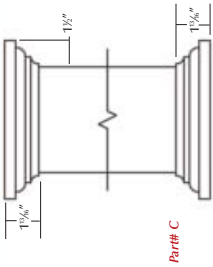


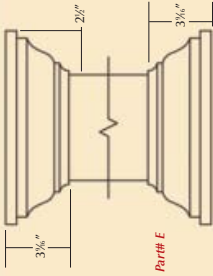
Optional Caps/Bases



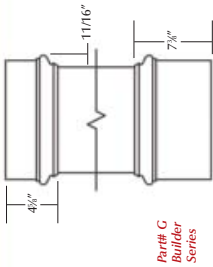
Part# A



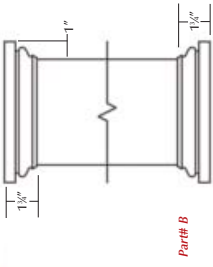
Part# C



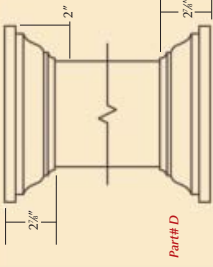
Part# E



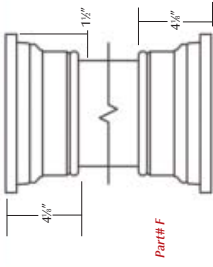
Part# G
Builder Series



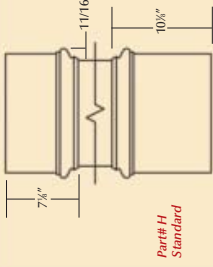
Part# B



Part# D



Part# F



Part# H
Standard

Optional Cap and Base style selection

Part #	A	B	C	D	E	F	G	H
6" x 6"	CCBA5	CCBB6	CCBG6	CCBD6	CCBE6	CCBF6	CCBG6	CCBH6
8" x 8"	CCBA8	CCBB8	CCBG8	CCBD8	CCBE8	CCBF8	CCBG8	CCBH8
10" x 10"	CCBA10	CCBB10	CCBG10	CCBD10	CCBE10	CCBF10	CCBG10	CCBH10
12" x 12"	CCBA12	CCBB12	CCBG12	CCBD12	CCBE12	CCBF12	CCBG12	CCBH12

Column Wraps



INTEX Finishing Procedure

Manufactured from PVC trim board, which is UV-resistant and does not require painting for protection. The products may be painted to achieve a custom color. Use exterior 100% acrylic paint.

Caution: To decrease the chance of separation due to expansion/contraction, do not paint Intex Millwork products dark colors where they will be exposed to direct sunlight.

(Paint should have a light reflective value of 55 or greater)

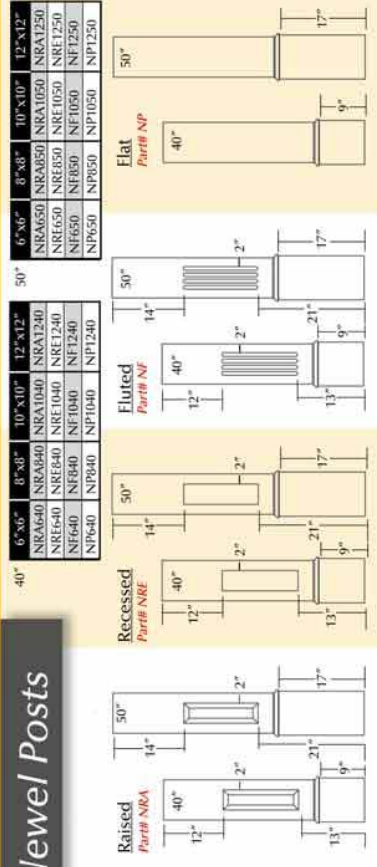
For more information visit us at:

www.intexamillwork.com
or 609.567.5900
fax 609.567.5901
34 West Black Horse Pike
Williamstown, NJ 08094

©2008 INTEX Millwork Solutions. All Rights Reserved.

"INTEX" is a registered trademark of INTEX Millwork Solutions. INTEXCOLUMN

Newel Posts

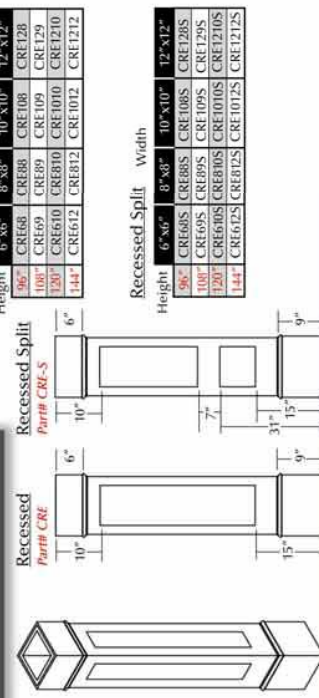


6" x 6"	8" x 8"	10" x 10"	12" x 12"
NRA640	NRA840	NRA1040	NRA1240
NRE640	NRE840	NRE1040	NRE1240
NF640	NF840	NF1040	NF1240
NP640	NP840	NP1040	NP1240

6" x 6"	8" x 8"	10" x 10"	12" x 12"
NRA650	NRA850	NRA1050	NRA1250
NRE650	NRE850	NRE1050	NRE1250
NF650	NF850	NF1050	NF1250
NP650	NP850	NP1050	NP1250

Height	6" x 6"	8" x 8"	10" x 10"	12" x 12"
96"	CRE68	CRE88	CRE108	CRE128
108"	CRE69	CRE89	CRE109	CRE129
120"	CRE610	CRE810	CRE1010	CRE1210
144"	CRE612	CRE812	CRE1012	CRE1212

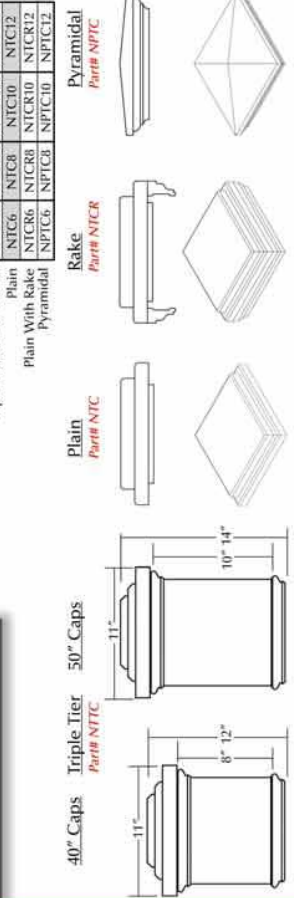
Recessed Panel



Height	6" x 6"	8" x 8"	10" x 10"	12" x 12"
96"	CRE68	CRE88	CRE108	CRE128
108"	CRE69	CRE89	CRE109	CRE129
120"	CRE610	CRE810	CRE1010	CRE1210
144"	CRE612	CRE812	CRE1012	CRE1212

Height	6" x 6"	8" x 8"	10" x 10"	12" x 12"
96"	CRE68S	CRE88S	CRE108S	CRE128S
108"	CRE69S	CRE89S	CRE109S	CRE129S
120"	CRE610S	CRE810S	CRE1010S	CRE1210S
144"	CRE612S	CRE812S	CRE1012S	CRE1212S

Newel Caps



6" x 6"	8" x 8"	10" x 10"	12" x 12"
NTC640	NTC840	NTC1040	NTC1240
NTC650	NTC850	NTC1050	NTC1250
NTC6	NTC8	NTC10	NTC12
NTCR6	NTCR8	NTCR10	NTCR12
NPTC6	NPTC8	NPTC10	NPTC12

Height	6" x 6"	8" x 8"	10" x 10"	12" x 12"
96"	CRAB8	CRAB8	CRAB108	CRAB128
108"	CRAB9	CRAB9	CRAB109	CRAB129
120"	CRAB10	CRAB10	CRAB110	CRAB1210
144"	CRAB12	CRAB12	CRAB112	CRAB1212

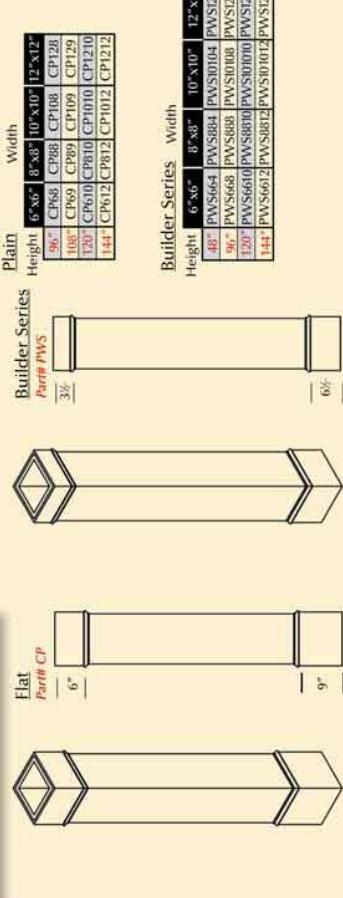
INTEX Column Wraps

With INTEX Column Wraps, it's easy to turn ordinary columns or post into beautiful design elements. Hide a wood post or metal column. Create a perfect match to original square craftsman-type porch columns.

Column Wraps are available in 6", 8", 10" and 12" widths and 4, 8, 10 and 12 foot heights, complete with mounting brackets, caps, base trim, PVC adhesive and everything you need to complete installation.

The white finish of INTEX PVC millwork looks beautiful and will stay that way for years. But, if you want to express your design ideas in color, INTEX millwork can be easily painted.


Plain Panel



Height	6" x 6"	8" x 8"	10" x 10"	12" x 12"
96"	CF68	CF88	CF108	CF128
108"	CF69	CF89	CF109	CF129
120"	CF610	CF810	CF1010	CF1210
144"	CF612	CF812	CF1012	CF1212

Height	6" x 6"	8" x 8"	10" x 10"	12" x 12"
48"	PWS664	PWS864	PWS1064	PWS1264
96"	PWS668	PWS868	PWS1068	PWS1268
120"	PWS6610	PWS8610	PWS10610	PWS12610
144"	PWS6612	PWS8612	PWS10612	PWS12612

Fluted Panel



Height	6" x 6"	8" x 8"	10" x 10"	12" x 12"
96"	CF68	CF88	CF108	CF128
108"	CF69	CF89	CF109	CF129
120"	CF610	CF810	CF1010	CF1210
144"	CF612	CF812	CF1012	CF1212

Height	6" x 6"	8" x 8"	10" x 10"	12" x 12"
96"	CF68S	CF88S	CF108S	CF128S
108"	CF69S	CF89S	CF109S	CF129S
120"	CF610S	CF810S	CF1010S	CF1210S
144"	CF612S	CF812S	CF1012S	CF1212S

